



WEDDING
welcome guide

HAYLEY SZCZECINSKI
PHOTOGRAPHY 

www.hsphotography.co.uk



Hello!
WELCOME
I'm Hayley

I love travelling, music and food! I play the guitar and I've always been creative. I love to read and my favourites are Harry Potter and anything by Jane Austen.

About me

I photograph people in love. It is actually that simple. It is also where my agenda starts and ends. Nothing more, nothing less. I adore photography and I am so blessed to do this as my full-time job, it is actually unreal! My goal as your intimate wedding and elopement photographer is to focus on capturing your story while making sure that your day reflects the authenticity of you as a couple. I am fully here for you. Please don't hesitate to contact me, I would love to hear from you!

Hayley Szczecinski



WHAT TO EXPECT

My style

In essence, I don't dictate or direct but instead observe to discreetly cover events as they happen. I photograph your day as it naturally unfolds, capturing real moments and creating a timeless record of your day.

Connecting with the wedding and the people involved on a personal level is hugely important in creating important images that will be part of your family legacy.



Before You Book

The first step is to review my pricing guides, which you can find in this guide.

The next step is to settle on your date and venue. I don't accept bookings until these two pieces are in place. Once you have these two ultra important decisions made, shoot me an email and I'll let you know if I'm available on your chosen date!

what is INCLUDED

I DON'T JUST TAKE YOUR WEDDING PHOTOS

The first thing that usually happens when a couple are thinking about booking me is that we have a meeting together. This can be via video call or in person at my New Forest based Photography studio.

This is a great opportunity to ensure I am the right fit for you and for me to talk you get an idea of how you envisage your day.

I have shot hundreds of weddings so I have a good idea about itineraries and what works from a photography perspective so allow me to guide you so we can get the best from your special day and document all those precious moments in the most natural and fun way!

I've photographed many venues throughout the South coast, Hampshire, Dorset, Surrey and Sussex as well as further afield and destination weddings so it's likely I have been to your venue before but If I have not, I do my research! This can include venue visits, meetings and liaising with your event coo-ordinating as well as research into local beauty spots, tide times and sunset direction and times at your venue on your wedding date. Knowing these things will help me plan your photography itinerary for the day. For example, If you like my style, you probably love the golden hour look and if you're having sparklers did you know that blue hour is the best time to photograph this?

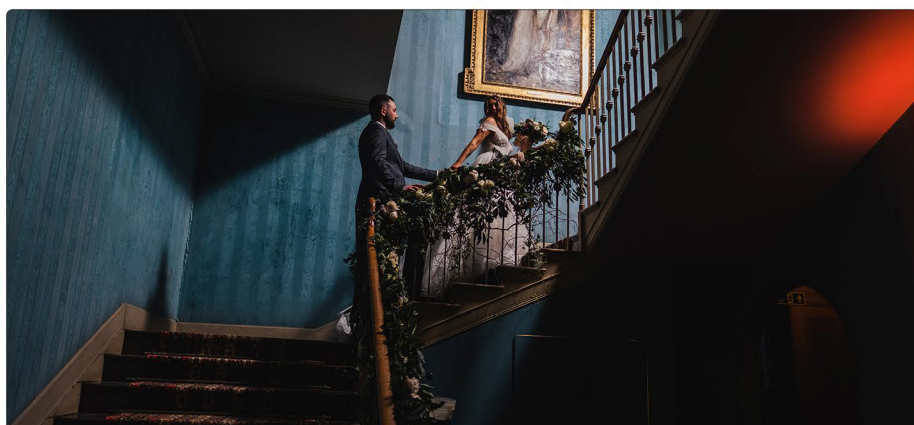
THE PROCESS

I have made the process nice and easy. Once you decide to book me, I will add you to my computer system and you will be sent an email inviting you to your client portal. On here you will find Your booking fee deposit invoice (25%), your contract and other documents can be added in due course. This is also where you will find any galleries (engagement & wedding)

A month before your wedding you will be prompted to complete a questionnaire on your client portal. This will furnish me with timings, any key shots that are important to you, including group shots you wish for me to include and I will then use this information to create a photographer's itinerary.

AFTER THE WEDDING...

...so my work is far from complete after the wedding. Now begins hours of culling thousands of images, editing in my signature style and curating a beautiful gallery and album of images to encapsulate your day.



£2100

Wedding
PACKAGE
ONE
The Pemberley

- Pre-wedding meeting in person/video call as requested
- 10 hours coverage
- Sneak preview images within 48 hours*
- Download gallery of high resolution images & Slideshow
- USB in bespoke presentation box
- Drone shots weather and venue permitting





£2800

Wedding
PACKAGE
TWO *Chatsworth*

- Pre-wedding meeting in person/video call as requested
- unlimited consultations before the wedding
- 2 photographers
- 10 hours coverage
- 600+ Images
- Online download Gallery & Slideshow
- USB in presentation box
- 8 inch Luxury layflat album (upgrade to 10 inch for £50)
- Drone shots weather and venue permitting



£3150

Wedding
PACKAGE
THREE
Blenheim


- Pre-wedding meeting in person/video call as requested
- unlimited consultations before the wedding
- 1 hour engagement shoot with full gallery
- 2 photographers
- Full day coverage starting from 2 hours before ceremony to 30 minutes after first dance
- 650+ Images
- Sneak preview images within 48 hours*
- Download gallery of high resolution images & Slideshow
- USB in bespoke presentation box
- Luxury 10 inch layflat album
- Drone shots weather and venue permitting

BESPOKE PACKAGES

I can quote for bespoke coverage from 3 hours upwards.

Half days start from £950

Less than full day packages may only be available out of season, on weekdays or for last minute bookings.



the FIRST LOOK *moment*

I absolutely love this moment in a wedding. Having a second shooter will give you the opportunity to capture this from both angles. Or put a modern twist on the traditional wedding moment and give you and your fiancé the opportunity to see each other for the first time in a more intimate setting. You could choose a more scenic location, or just have a first talk or handhold around the corner/behind a door so you don't see each other



A first look doesn't have to happen right before you walk down the aisle, many couples choose to do a first look a few hours before the ceremony. Seeing each other earlier in the day opens up the possibility of getting some group/family/wedding party photos out the way prior to the ceremony, which means that you don't have to spend as much time away from your guests and your party later on in the day.



FREQUENTLY ASKED QUESTIONS

Do you bring a second photographer?

Whether you want a second photographer is entirely up to you. I shoot many of my weddings solo. I'm very comfortable and confident in my ability to capture most typical wedding days on my own. That being said, there are definitely advantages to having two photographers.



How will we receive our photos?

Once your photos are ready, you will receive a link to a password protected online gallery that has all of the finished photos from your wedding day for you to view and download.



Are you willing to travel?

Definitely! Travel fees are applied if I'm going over 60 miles, which is charged both ways. Destinations that exceed two hours driving time each way may require overnight accommodations. Please inquire.



How Do I Book A Date?

We can only reserve a date after receiving the 25% booking fee deposit. As most couples tend to have their wedding on a Saturday these are the days that book out the quickest. I can take payment via credit/debit card, bank transfer or PayPal*.






the TIPS *for* WEDDING

I know exactly what you are looking for from your wedding day. An incredible celebration, that is memorable and of course, stress-free. But also amazing wedding photos that will stand the test of time and allow you to relive said incredible memories.

Is it possible to have a fusion of amazing photography and a relaxed, fun day without feeling like you are in a photo shoot as a bride or groom? You bet it is.



TRY TO STICK TO YOUR ORIGINAL TIMELINE

A month before your wedding day you will be prompted to complete a questionnaire which, once complete will contain all the answers I need to create a photographers itinerary. Using that information and additional data such as the weather forecast, tide times, and venue restrictions I will be able to schedule in certain shots at the perfect time. Having had lots of experience, I have a good idea of how long group shots will take. Days don't always run to schedule and that is fine. I'm a professional and I know the best ways to manage my time on a wedding day and can rejig things accordingly, However it is important to stick as closely as we can to original timings. Quite often there are reasons for scheduling things at certain times such as couples shots at golden hour and sparklers at blue hours. This can make the difference between good and breath taking images, trust me!


CREATE A LIST OF FAMILY MEMBERS

Make sure that you get a list of family members names to me preferably via your questionnaire at least a week before your wedding. The list should at least have first names of all people wanted in the portraits.

I will incorporate the list into my itinerary which I will have printed and with me on the day.

Designate a family member or friend who knows the majority of the people in your group shots. They can assist me in rounding everyone up and that will help the group shots go quickly and smoothly.

GATHER ITEMS FOR DETAIL SHOTS



The rings, bouquets, wedding invitations, jewelry, boutonnieres, shoes, and cufflinks are all gorgeous details that shouldn't be forgotten! It's helpful for your wedding photographer to rely on a wedding party member or other helper to organize these items, so make sure to keep them close!

Don't limit yourself to this list, though! If you have any items that are meaningful to your relationship (such as love letters, keepsakes/tokens, souvenirs, etc..) those make wonderful additions to your detail photos. You can also think outside the box!



ENGAGEMENT *session* ADVICE

WEAR SOMETHING COMFORTABLE

This is by far one of the most important tips I can give you. Choosing outfits that make you feel great. If you purchase something new, take it out for a test run. You also want to think about how it'll photograph during your session.

My biggest advice is comfort over everything. If you never wear a suit but are considering it for your engagements because it's what you have seen, just skip it and wear that T-shirt that you love. These photos are representative of your own personalities, and you should feel like yourselves and dress like yourselves, too.

Wearing outfits that compliment each other will help make your photos look cohesive. Keeping pattern to a minimum will ensure that your outfits don't compete with each other and that the focus is on you and your connection with each other first and then the beautiful scenery rather than the eyes being drawn to your outfits.

SCHEDULE THE SESSION AROUND THE SUN

You may be familiar with the term "golden hour" aka the beautiful time of day just before the sun sets. This is my absolute favourite time to shoot and is definitely prevalent in my signature style! This is when you want to shoot if you're looking for that warm light in your photos. Planning ahead of time using your weather app to find out when sunset is ensures that you have plenty of time to shoot before the light is gone.



WEDDING *Adornments*

Add an engagement shoot for £200
and receive your full gallery (worth extra £100+)

Second Photographer full day £450

Luxury 8 inch layflat album £250

Luxury 10 inch layflat album £325

Triplex £45

Accordion mini book £30

Additional hour coverage £150 per hour

Additional retouching POA





CONTACT

info@hsphotography.co.uk

www.hsphotography.co.uk

07890941622

